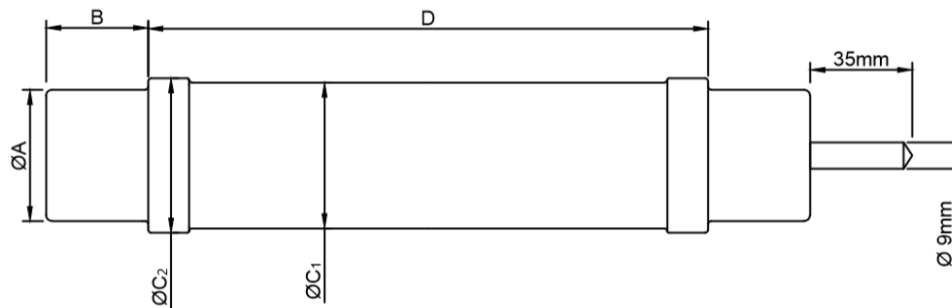


	With Trip-activated Striker Pin	With Thermally-activated Striker Pin
Item Code	S4A2100.08	S4T2100.08
Description	$U_n=12\text{kV}$, $I_n=100\text{A}$, $D=292\text{mm}$	
Application	Indoor & Outdoor	
Standards	IEC 60282-1, DIN 43625, VDE0670-4	

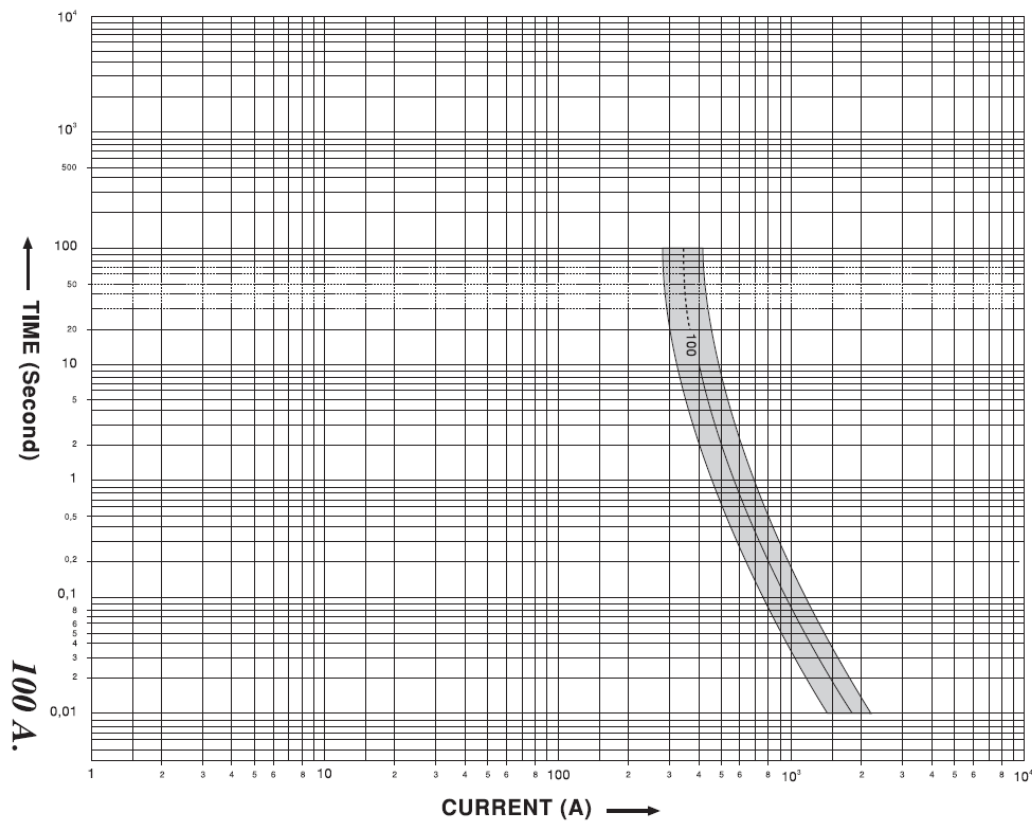


MECHANICAL CHARACTERISTICS						
$\varnothing A$ (± 1)	B (+2, -0)	D (+0, -1)	$\varnothing C_1$ (± 2)	$\varnothing C_2$ (± 2)	Striker Force*	Weight
mm	mm	mm	mm	mm	N	kg
45	33	292	86	86	80	4,2

ELECTRICAL CHARACTERISTICS						
Rated Voltage (U_n)	Rated Current (I_n)	Rated Breaking Current (I_1)	Rated Frequency (f)	Minimum Breaking Current (I_3)	Cold Resistance (R) ($\pm 10\%$) (20°C)	Power Loss
kV	A	kA	Hz	A	m Ω	W
12	100	63	50	400	6,23	100

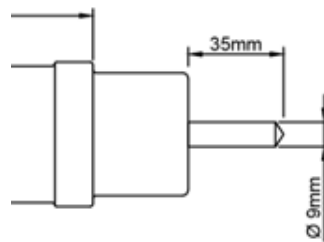
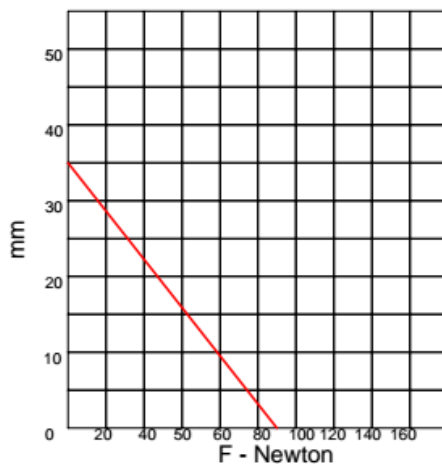
*Different striker pin types and forces are available upon request. Please refer to 2nd page for selection.

Time – Current Curve



Striker Pin Information

Travel – Force Diagram:



Striker Pin: 80N Force, medium class as per IEC 60282-1

Type and Force Selection:

S4□2100.□□

Striker Type:

- A: Operates when fuse breaks the current
- T: Thermally activated (F=80N only)
- O: Optical indication
- Z: Without striker

Striker Force:

- 05: F=50N
- 08: F=80N
- 12: F=120N
- Not used if Striker Type digit is "O" or "Z"