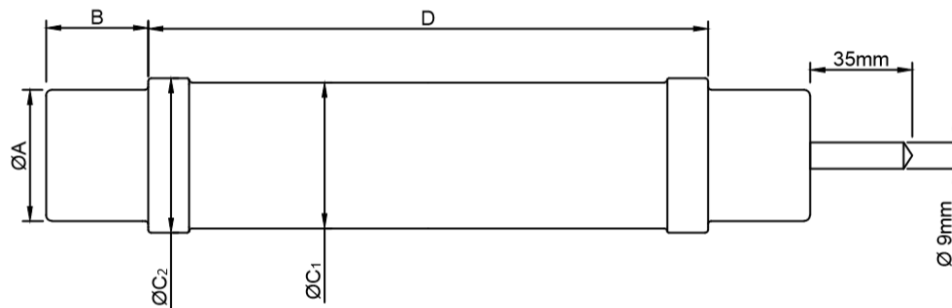


|                    | <b>With Trip-activated Striker Pin</b>             | <b>With Thermally-activated Striker Pin</b> |
|--------------------|--|---|
| <b>Item Code</b>   | S1A2025.08   | S1T2025.08                                  |
| <b>Description</b> | U <sub>n</sub> =12kV, I <sub>n</sub> =25A, D=292mm |   |
| <b>Application</b> | Indoor & Outdoor                                   |   |
| <b>Standards</b>   | IEC 60282-1, DIN 43625, VDE0670-4                  |   |

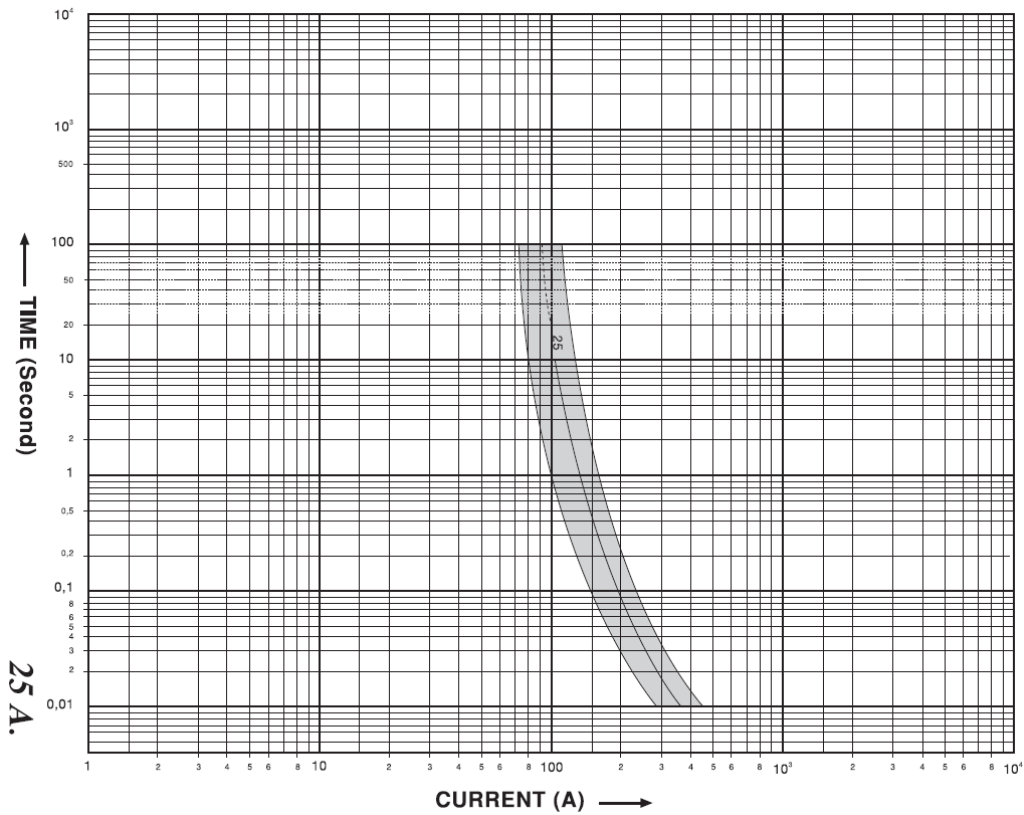


| <b>MECHANICAL CHARACTERISTICS</b> |                      |                      |                               |                               |                       |               |
|-----------------------------------|----------------------|----------------------|-------------------------------|-------------------------------|-----------------------|---------------|
| <b>ØA</b><br>(±1)                 | <b>B</b><br>(+2, -0) | <b>D</b><br>(+0, -1) | <b>ØC<sub>1</sub></b><br>(±2) | <b>ØC<sub>2</sub></b><br>(±2) | <b>Striker Force*</b> | <b>Weight</b> |
| <b>mm</b>                         | <b>mm</b>            | <b>mm</b>            | <b>mm</b>                     | <b>mm</b>                     | <b>N</b>              | <b>kg</b>     |
| 45                                | 33                   | 292                  | 53                            | 55                            | 80                    | 1,6           |

| <b>ELECTRICAL CHARACTERISTICS</b>         |   |  |                               |  |  |                   |
|---|---|--|-------------------------------|--|--|-------------------|
| <b>Rated Voltage</b><br>(U <sub>n</sub> ) | <b>Rated Current</b><br>(I <sub>n</sub> ) | <b>Rated Breaking Current</b><br>(I <sub>1</sub> ) | <b>Rated Frequency</b><br>(f) | <b>Minimum Breaking Current</b><br>(I <sub>3</sub> ) | <b>Cold Resistance (R)</b><br>(±10%)<br>(20°C) | <b>Power Loss</b> |
| <b>kV</b>                                 | <b>A</b>                                  | <b>kA</b>  | <b>Hz</b>                     | <b>A</b>   | <b>mΩ</b>                                      | <b>W</b>          |
| 12  | 25  | 63   | 50                            | 94   | 36   | 29                |

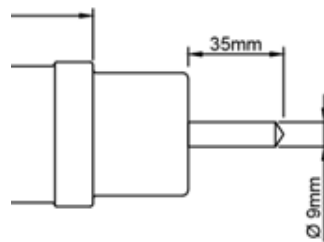
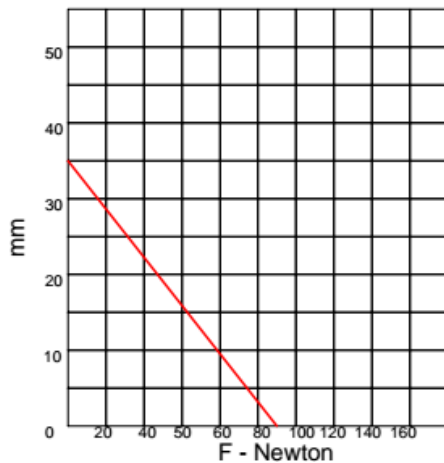
\*Different striker pin types and forces are available upon request. Please refer to 2<sup>nd</sup> page for selection.

**Time – Current Curve**



**Striker Pin Information**

***Travel – Force Diagram:***



**Striker Pin:** 80N Force, medium class as per IEC 60282-1

***Type and Force Selection:***

S1□2025.□□

**Striker Type:**  
 A: Operates when fuse breaks the current  
 T: Thermally activated (F=80N only)  
 O: Optical indication  
 Z: Without striker

**Striker Force:**  
 05: F=50N  
 08: F=80N  
 12: F=120N  
 Not used if Striker Type digit is "O" or "Z"