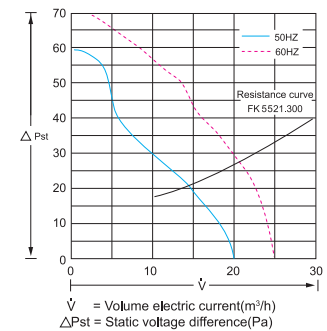
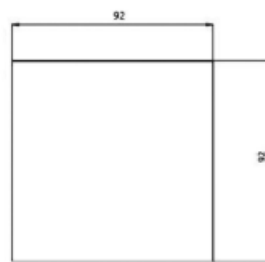
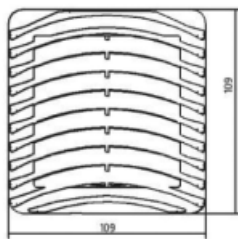
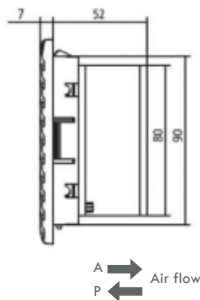
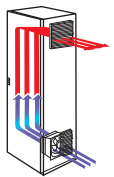


Fan and filter	Fan and filter	Exit filter	Installing section
FK 5521 ...	FK 5521.230	FK 5521.300	FK 5521 ...

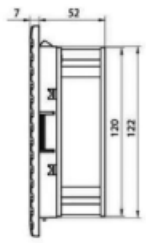
Power specific property curve
FK 5521...



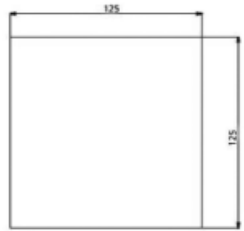
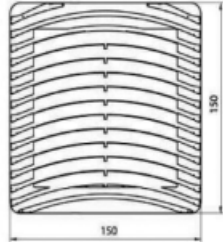
CODE		Exit filter	Fan and filter	Fan and filter	Fan and filter
TYPE	M.U	FK5521.300	FK5521.230	FK5521.115	FK5521.024
Voltage/phase/frequency	V-ph-Hz		220-240/1/50-60	110-120/1/50-60	24DC
Height/Width/Depth	mm	109×109×21	109×109×59	109×109×59	109×109×59
Power/Current	W/A		13/0.07-0.08	15/0.13-0.15	9.6/0.4
Temperature limits	°C		-10/+70	-10/+70	-10/+70
Protection degree	IP	54	54	54	54
Noise level	dB(A)		35	30	30
Air flow	m ³ /h		35	35	100
Air flow (+FK5521.300)	m ³ /h		24/27	24/27	70/70
Air flow direction			A/P	A/P	A/P



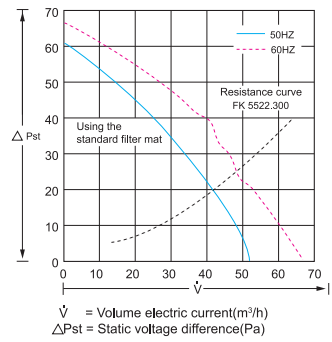
Fan and filter	Fan and filter	Exit filter	Installing section
FK 5522 ...	FK 5522.230	FK 5522.300	FK 5522...



A → Air flow
P ← Air flow



Power specific property curve
FK 5522...



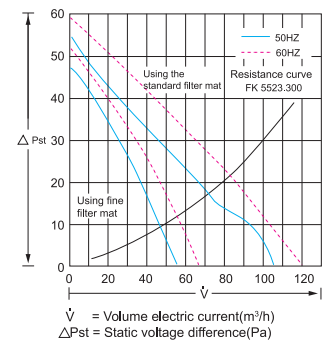
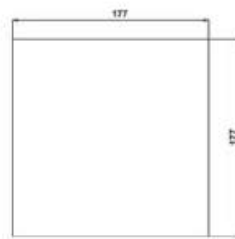

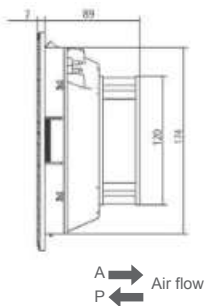
CODE		Exit filter	Fan and filter	Fan and filter	Fan and filter
TYPE	M.U	FK5522.300	FK5522.230	FK5522.115	FK5522.024
Voltage/Phase/Frequency	V-ph-Hz		230-1-50/60	115/1/50-60	24DC
Height/Width/Depth	mm	150×150×21	150×150×59	150×150×59	150×150×59
Power/Current	W/A		22-30/0.1-0.14	22-26/0.21-0.24	7.2/0.43
Temperature limits	°C		-10/+70	-10/+70	-10/+70
Protection degree	IP	54	54	54	54
Noise level	dB(A)		45	45	45
Air flow	m ³ /h		67	67	67
Air flow (+FK5522.300)	m ³ /h		50/58	50/58	50/58
Air flow direction			A/P	A/P	A/P

IP54 FK55 series fan and filter

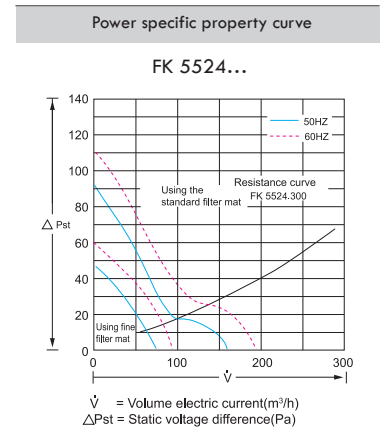
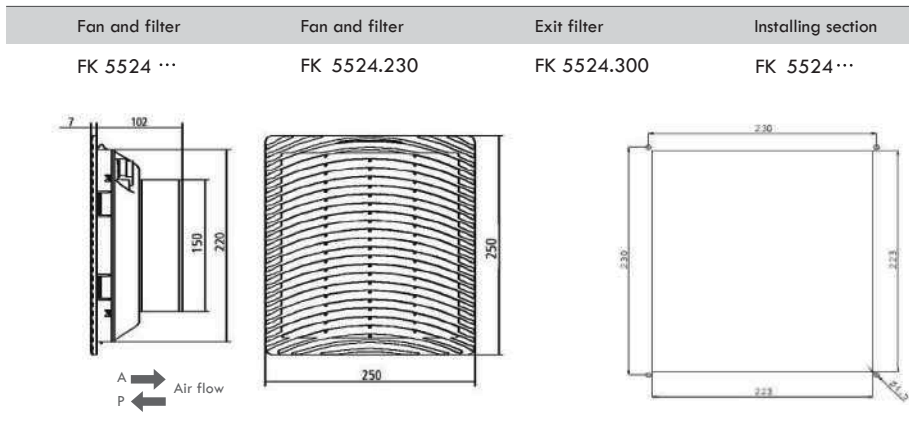
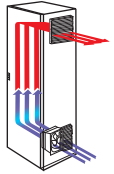


Fan and filter	Fan and filter	Exit filter	Installing section
FK 5523...	FK 5523.230	FK 5523.300	FK 5523...

Power specific property curve
FK 5523...

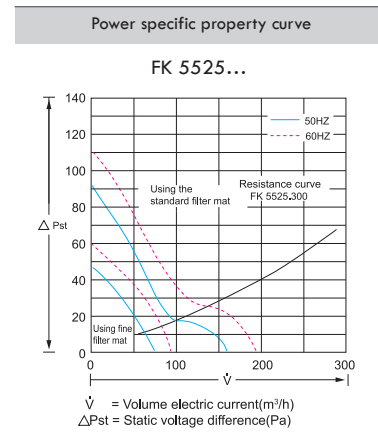
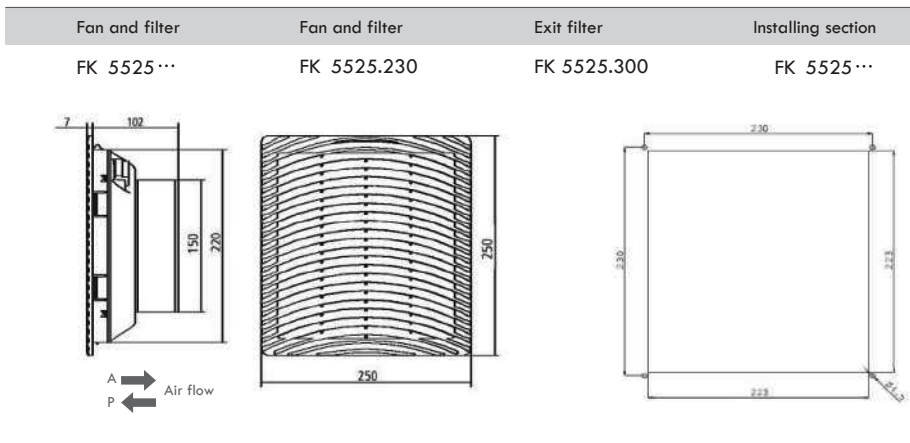
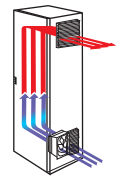


CODE		Exit filter	Fan and filter	Fan and filter	Fan and filter
TYPE	M.U	FK5523.300	FK5523.230	FK5523.115	FK5523.024
Voltage/Phase/Frequency	V-ph-Hz		230-1-50/1/60	115/1/50-60	24DC
Height/Width/Depth	mm	204×204×25	204×204×96	204×204×96	204×204×96
Power/Current	W/A		22-30/0.1-0.14	22-26/0.21-0.24	7.2/0.43
Temperature limits	°C		-10/+70	-10/+70	-10/+70
Protection degree	IP	54	54	54	54
Noise level	dB(A)		45	45	45
Air flow	m ³ /h		105/120	105/120	105/120
Air flow (+FK5523.300)	m ³ /h		85/100	85/100	85/100
Air flow direction			A/P	A/P	A/P

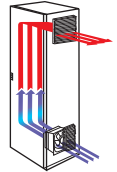


CODE		Exit filter	Fan and filter	Fan and filter	Fan and filter
TYPE	M.U	FK5524.300	FK5524.230	FK5524.115	FK5524.024
Voltage/Phase/Frequency	V-ph-Hz		230-1-50/60	115-1-50/60	24DC
Height/Width/Depth	mm	250×250×25	250×250×109	250×250×103	250×250×109
Power/Current	W/A		41-47/0.21-0.24	40-45/0.39-0.41	14/0.40
Temperature limits	°C		-10/+70	-10/+70	-20/+70
Protection degree	IP	54	54	54	54
Noise level	dB(A)		50	50	50
Air flow	m ³ /h		160/180	160/180	160/180
Air flow (+FK5524.300)	m ³ /h		120/150	120/150	120/150
Air flow direction			A/P	A/P	A/P

IP54 FK55 series fan and filter

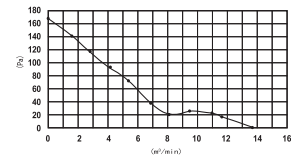
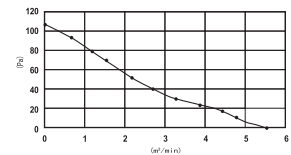


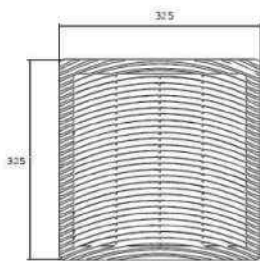


CODE		Exit filter	Fan and filter	Fan and filter	Fan and filter
TYPE	M.U	FK5525.300	FK5525.230	FK5525.115	FK5525.024
Voltage/Phase/Frequency	V-ph-Hz		230-1-50/60	115-1-50/60	24DC
Height/Width/Depth	mm	250×250×25	250×250×109	250×250×103	250×250×109
Power/Current	W/A		46-59/0.28-0.33	42-47/0.50	15/0.40
Temperature limits	°C		-10/+70	-10/+70	-20/+70
Protection degree	IP	54	54	54	54
Noise level	dB(A)		52	52	52
Air flow	m ³ /h		230/265	230/265	230/265
Air flow (+FK5525.300)	m ³ /h		170/230	170/230	170/230
Air flow direction			A/P	A/P	A/P



Fan and filter	Fan and filter	Exit filter	Installing section
FK 5526 ...	FK 5526.230	FK 5526.300	FK 5526 ...

Power specific property curve
FK 5526...

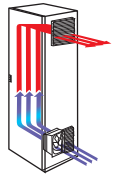


CODE		Exit filter	Fan and filter	Fan and filter
TYPE	M.U	FK5526.300	FK5526.230	FK5526.115
Voltage/Phase/Frequency	V-ph-Hz		230-1-50/1/60	115/1/50-60
Height/Width/Depth	mm	325×325×25	325×325×141.5	325×325×141.5
Power/Current	W/A		63/0.29	61/0.61
Temperature limits	°C		-10/+80	-10/+80
Protection degree	IP	54	54	54
Noise level	dB(A)		59	59
Air flow	m³/h		550/600	550/600
Air flow (+FK5526.300)	m³/h		360/490	360/490
Air flow direction			A	A

IP54 FK55 series fan and filter

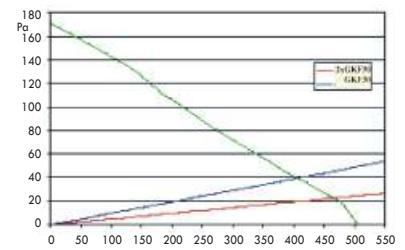

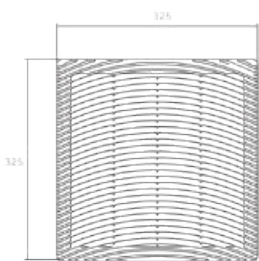


FK5527.230 Fan and filter



Fan and filter	Fan and filter	Exit filter	Installing section
FK 5527...	FK 5527.230	FK 5527.300	FK 5527...

Power specific property curve
FK 5527...



m³/h

A → Air flow
P ←

CODE		Exit filter	Fan and filter	Fan and filter
TYPE	M.U	FK5527.300	FK5527.230	FK5527.115
Voltage/Phase/Frequency	V-ph-Hz		230-1-50/1/60	115/1/50-60
Height/Width/Depth	mm	325×325×25	325×325×140	325×325×140
Power/Current	W/A		50/0.26	50/0.46
Temperature limits	°C		-10/+60	-10/+60
Protection degree	IP	54	54	54
Noise level	dB(A)		59	59
Air flow	m ³ /h		650/800	650/800
Air flow (+FK5527.300)	m ³ /h		500/600	500/600
Air flow direction			A	A