


ROTARY CAM SWITCHES: RISH *Cam* Series

Data Sheet


ROTARY CAM SWITCHES: RISH *Cam* Series



Rishab's New Rish Cam I,C,M &INS rotary cam Switches offer a complete range of cam switches for control, instrumentation and motor starting applications , maximizing the benefits and optimizing your use of asset

- Rish Cam 20A
- Rish Cam 32A
- Rish Cam 40A
- Rish Cam 63A
- Rish Cam 100A
- Rish Cam 200A
- ISOLATOR
- CHANGEOVER
- MULTISTEP
- SELECTOR SWITCHES

ROTARY CAM SWITCHES: RISH *Cam* Series



Product Features

Compact Size:

Different contact design , contact material & terminals allows us to make them compact.

Reliable Design:

These switches are tested in various laboratories as per National and International standards for performance and user safety.

Multi pole:

Multi pole design with multiple stacks gives freedom to user to use same switch in different/multiple application

Quick & Easy to Installation:

Captive +/- screw save installation time. The integrated screw driver guides (available in 20A size) make the use of motorized screw driver easy & stable . Lug terminals for connecting cable clamps & crimp plugs available for all sizes.


High Protection Class:

Finger touch proof tunnel terminal provides IP 20 protection in Rish Cam 20A, eliminate the risk of touching live parts without adding any protective covers.

Application

- ON-OFF Switches
- Change over Switches
- Multi-step Switches
- Volt-Ammeter Switches
- Selector Switches
- Mains Switching
- Coolant Pumps

● A focused standard range of Rish Cam series Rotary Cam Switches cover most applications with different contact designs, contact material and terminals allow their use as control switches, instrumentation switches and motor control switches, as well as in electronic circuitry and in aggressive environment according to IEC/EN 60947-3 and VDE 0660 part 107.

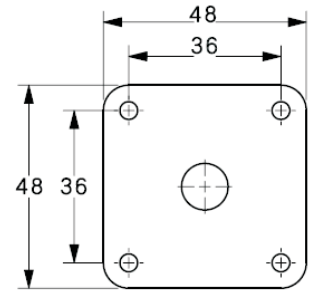
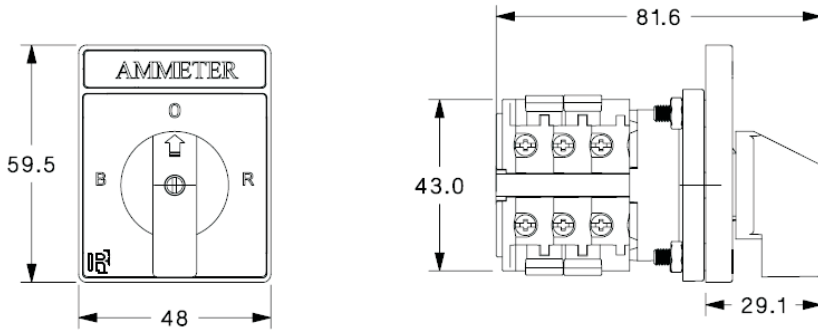


ROTARY CAM SWITCHES: RISH *Cam* Series

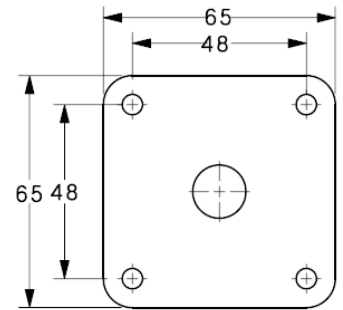
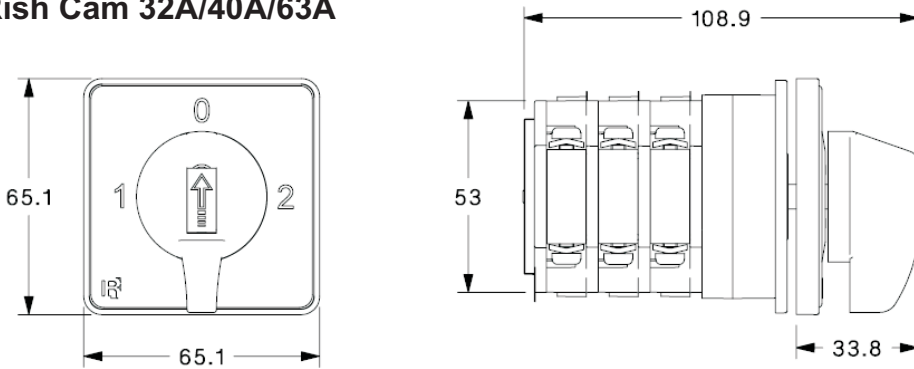
Rotary Cam Switches Dimensional Drawings

Panel Mounting

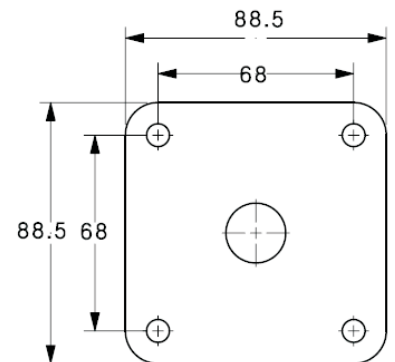
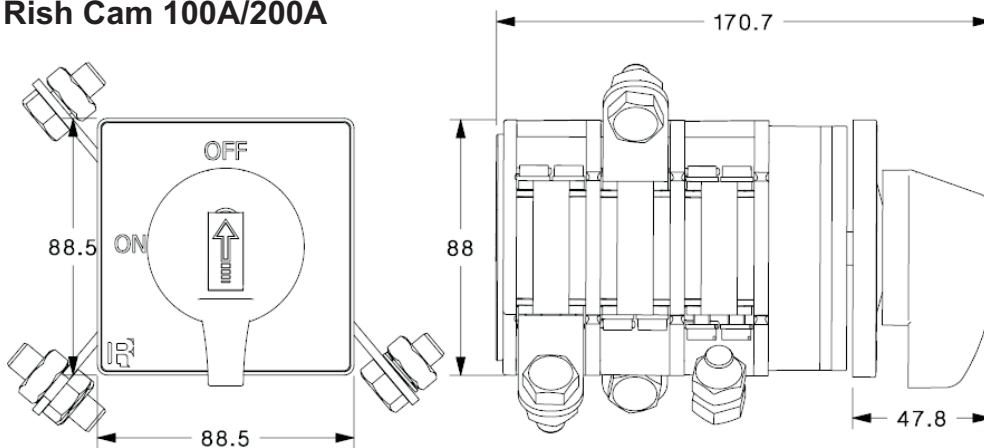
Rish Cam 20A



Rish Cam 32A/40A/63A

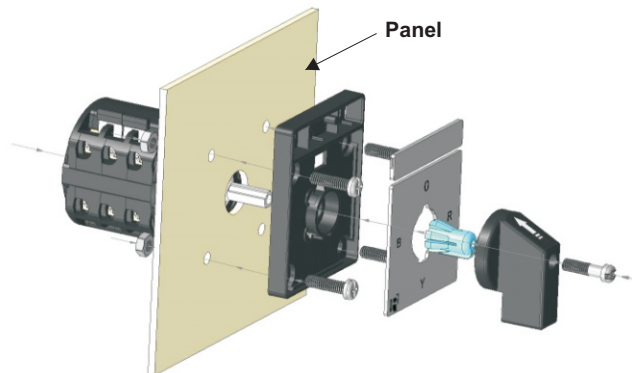


Rish Cam 100A/200A



ROTARY CAM SWITCHES: RISH *Cam* Series

Installation



Technical Data

TECHNICAL DATA RISHCAM								
PARAMETER	STANDARD	20A	32A	40A	63A	100A	200A	UNIT
		VALUE						
Rated Insulation Voltage (Ui)	IEC 60947-3, EN 60947-3 VDE 0660 part 107 SEV	690	690	690	690	690	690	V
		660	690	690	690	690	-	V
Rated Impulse Withstand Voltage Uimp		6	6	6	6	6	6	KV
Rated Thermal Current (Iu/ Ith)	IEC 60947-3, EN 60947-3 VDE 0660 part 107 SEV	20	32	40	63	100	200	A
		16	32	40	63	100	-	A
		12	32	40	63	-	-	A
Rated operational Current (Ie)	IEC 60947-3, EN 60947-3 VDE 0660 part 107	20	32	40	63	100	200	A
		16	32	40	63	100	-	A
AC-1 Resistive or low Inductive Loads	SEV 380V 660V	12	32	40	63	-	-	A
AC-22A Switching of Combined resistive or low inductive loads including moderate overloads	IEC 60947-3, EN 60947-3 VDE 0660 part 107 220V-500V 660V-690V	20	32	40	63	100	150	A
		20	32	40	63	100	125	A
AC-15 Switching of control devices, contactors, valves etc.	IEC 60947-3, EN 60947-3 VDE 0660 part 107 220V-240V 380V-440V	5	12	14	16	-	-	A
		4	6	6	7	-	-	A
Breaking Capacity	220V-240V	150	280	290	440	860	1100	A
	380V-440V	150	250	290	440	860	1100	A
	660V-690V	80	150	170	260	400	490	A
Ambient Temperature of Stages		55°C during 24 hours with peaks up to 60°C 35°C during 24 hours with peaks up to 40°C						
open at 100% (Iu/Ith)								
Enclosed at 100% (Ithe)								



ROTARY CAM SWITCHES: RISH Cam Series

RISHCAM

FEATURES

- COMPACT & RELIABLE
- MULTIPOLE
- EASY INSTALLATION
- TERMINAL SCREWS WITH FIXED CLAMP

APPLICATIONS

- MAINS SWITCHING
- BREAKER CONTROL
- COOLANT PUMPS
- CONTROL CIRCUITS
- INSTRUMENTATION
- ISOLATORS
- CHANGEOVER SWITCH

RISHCAM-I

- RISHCAM-I60 (Isolators 60D Rotation)
- RISHCAM-I90 (Isolators 90D Rotation)
- RISHCAM-I90 CR (Isolators 90D Complete Rotation)
- RISHCAM-I45 (Isolators 45 D)

RISHCAM-C

- RISHCAM-COFF 60 (Change over with Off 60 D Rotation)
- RISHCAM-COFF 90 (Change over with Off 90 D Rotation)
- RISHCAM-CWOFF 90 (Change over with out Off 90 D Rotation)
- RISHCAM-PC 90 (Phase Change over 90 D Rotation)

RISHCAM-M

- RISHCAM-MOFF (3W) (Multi step with Off 3 Way)
- RISHCAM-MOFF (4W) (Multi step with Off 4 Way)
- RISHCAM-MOFF (5W) (Multi step with Off 5 Way)
- RISHCAM-MOFF (6W) (Multi step with Off 6 Way)
- RISHCAM-MOFF (7W) (Multi step with Off 7 Way)
- RISHCAM-MOFF (8W) (Multi step with Off 8 Way)

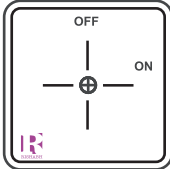
- RISHCAM-MOFF (9 W) (Multi step with Off 9 Way)
- RISHCAM-MOFF (10 W) (Multi step with Off 10 Way)
- RISHCAM-MOFF (11 W) (Multi step with Off 11Way)

- RISHCAM-MWOFF (3 W) (Multi step without Off 3 Way)
- RISHCAM-MWOFF (4 W) (Multi step without Off 4 Way)
- RISHCAM-MWOFF (5 W) (Multi step without Off 5 Way)
- RISHCAM-MWOFF (6 W) (Multi step without Off 6 Way)
- RISHCAM-MWOFF (7 W) (Multi step without Off 7 Way)
- RISHCAM-MWOFF (8 W) (Multi step without Off 8 Way)
- RISHCAM-MWOFF (9 W) (Multi step without Off 9 Way)
- RISHCAM-MWOFF (10 W) (Multi step without Off 10 Way)
- RISHCAM-MWOFF (11 W) (Multi step without Off 11 Way)
- RISHCAM-MWOFF (12 W) (Multi step without Off 12 Way)

RISHCAM-INS

- RISHCAM-AMP (Ammeter Selector Switch)
- RISHCAM-VOLT (Voltmeter Selector Switch)

RISHCAM-I

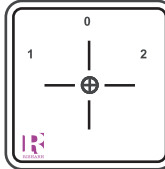


RISHCAM-I60

DESCRIPTION	CURRENT RATING								
	6A	10A	16A	25A	32A	40A	63A	100A	200A
1P ON-OFF	*	*	*	*	*	*	*	*	*
2P ON-OFF	*	*	*	*	*	*	*	*	*
3P ON-OFF	*	*	*	*	*	*	*	*	*

OFFERED UP TO 12 POLES

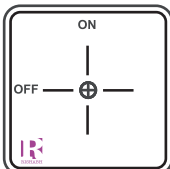
RISHCAM-C



RISHCAM-COFF 60

DESCRIPTION	CURRENT RATING								
	6A	10A	16A	25A	32A	40A	63A	100A	200A
1P 2W - OFF	*	*	*	*	*	*	*	*	*
2P 2W - OFF	*	*	*	*	*	*	*	*	*
3P 2W - OFF	*	*	*	*	*	*	*	*	*

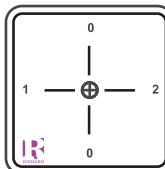
OFFERED UP TO 6 POLES



RISHCAM-I90

DESCRIPTION	CURRENT RATING								
	6A	10A	16A	25A	32A	40A	63A	100A	200A
1P ON-OFF	*	*	*	*	*	*	*	*	*
2P ON-OFF	*	*	*	*	*	*	*	*	*
3P ON-OFF	*	*	*	*	*	*	*	*	*

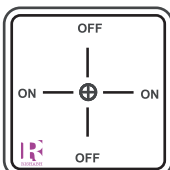
Offered Up To 12 Poles



RISHCAM-COFF90

DESCRIPTION	CURRENT RATING								
	6A	10A	16A	25A	32A	40A	63A	100A	200A
1P 2W - OFF	*	*	*	*	*	*	*	*	*
2P 2W - OFF	*	*	*	*	*	*	*	*	*
3P 2W - OFF	*	*	*	*	*	*	*	*	*

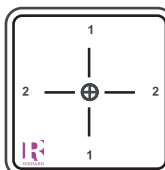
Offered Up To 6 Poles



RISHCAM-I90CR

DESCRIPTION	CURRENT RATING								
	6A	10A	16A	25A	32A	40A	63A	100A	200A
1P ON-OFF	*	*	*	*	*	*	*	*	*
2P ON-OFF	*	*	*	*	*	*	*	*	*
3P ON-OFF	*	*	*	*	*	*	*	*	*

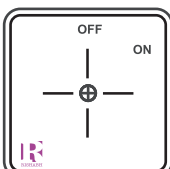
Offered Up To 12 Poles



RISHCAM-CWOFF90

DESCRIPTION	CURRENT RATING								
	6A	10A	16A	25A	32A	40A	63A	100A	200A
1P 2W - WOFF	*	*	*	*	*	*	*	*	*
2P 2W - WOFF	*	*	*	*	*	*	*	*	*
3P 2W - WOFF	*	*	*	*	*	*	*	*	*

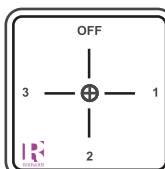
Offered Up To 6 Poles



RISHCAM-I45

DESCRIPTION	CURRENT RATING								
	6A	10A	16A	25A	32A	40A	63A	100A	200A
1P ON-OFF	*	*	*	*	*	*	*	-	-
2P ON-OFF	*	*	*	*	*	*	*	-	-
3P ON-OFF	*	*	*	*	*	*	*	-	-

Offered Up To 12 Poles



RISHCAM-PCF90

DESCRIPTION	CURRENT RATING								
	6A	10A	16A	25A	32A	40A	63A	100A	200A
1P 3W - OFF	*	*	*	*	*	*	*	*	*
2P 3W - OFF	*	*	*	*	*	*	*	*	*
3P 3W - OFF	*	*	*	*	*	*	*	*	*



RISHABH
INSTRUMENTS

Measure, Control & Record with a Difference

RISHABH INSTRUMENTS PVT.LTD.

F-31, MIDC, Satpur, Nashik-422 007, India.

Tel.: +91 253 2202160, 2202202 Fax : +91 253 2351064

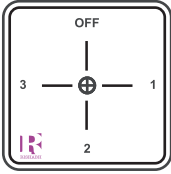
E-mail : India :- marketing@rishabh.co.in

International :- exp.marketing@rishabh.co.in

Web : www.rishabh.co.in

ROTARY CAM SWITCHES: RISH Cam Series

RISHCAM-M



RISHCAM-MOFF (3 WAY)

DESCRIPTION	CURRENT RATING								
	6A	10A	16A	25A	32A	40A	63A	100A	200A
1P 3W - OFF	*	*	*	*	*	*	*	*	*
2P 3W - OFF	*	*	*	*	*	*	*	*	*
3P 3W - OFF	*	*	*	*	*	*	*	*	*
4P 3W - OFF	*	*	*	*	*	*	*	*	*



RISHCAM-MOFF (7 WAY)

DESCRIPTION	CURRENT RATING								
	6A	10A	16A	25A	32A	40A	63A	100A	200A
1P 7W - OFF	*	*	*	*	*	*	*	-	-



RISHCAM-MOFF (4 WAY)

DESCRIPTION	CURRENT RATING								
	6A	10A	16A	25A	32A	40A	63A	100A	200A
1P 4W - OFF	*	*	*	*	*	*	*	*	*
2P 4W - OFF	*	*	*	*	*	*	*	*	*
3P 4W - OFF	*	*	*	*	*	*	*	*	*



RISHCAM-MOFF (8 WAY)

DESCRIPTION	CURRENT RATING								
	6A	10A	16A	25A	32A	40A	63A	100A	200A
1P 8W - OFF	*	*	*	-	-	-	-	-	-



RISHCAM-MOFF (5 WAY)

DESCRIPTION	CURRENT RATING								
	6A	10A	16A	25A	32A	40A	63A	100A	200A
1P 5W - OFF	*	*	*	*	*	*	*	*	*
2P 5W - OFF	*	*	*	*	*	*	*	*	*



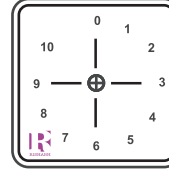
RISHCAM-MOFF (9 WAY)

DESCRIPTION	CURRENT RATING								
	6A	10A	16A	25A	32A	40A	63A	100A	200A
1P 9W - OFF	*	*	*	-	-	-	-	-	-



RISHCAM-MOFF (6 WAY)

DESCRIPTION	CURRENT RATING								
	6A	10A	16A	25A	32A	40A	63A	100A	200A
1P 6W - OFF	*	*	*	*	*	*	*	-	-
2P 6W - OFF	*	*	*	*	*	*	*	-	-



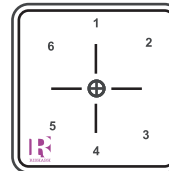
RISHCAM-MOFF (10 WAY)

DESCRIPTION	CURRENT RATING								
	6A	10A	16A	25A	32A	40A	63A	100A	200A
1P 10W - OFF	*	*	*	-	-	-	-	-	-



RISHCAM-MOFF (11 WAY)

DESCRIPTION	CURRENT RATING								
	6A	10A	16A	25A	32A	40A	63A	100A	200A
1P 11W - OFF	*	*	*	-	-	-	-	-	-




RISHCAM-MWOFF (6 WAY)

DESCRIPTION	CURRENT RATING								
	6A	10A	16A	25A	32A	40A	63A	100A	200A
1P 6W - WOFF	*	*	*	*	*	*	*	*	*
2P 6W - WOFF	*	*	*	*	*	*	*	*	*



RISHCAM-MWOFF (3 WAY)

DESCRIPTION	CURRENT RATING								
	6A	10A	16A	25A	32A	40A	63A	100A	200A
1P 3W - WOFF	*	*	*	*	*	*	*	*	*
2P 3W - WOFF	*	*	*	*	*	*	*	*	*
3P 3W - WOFF	*	*	*	*	*	*	*	*	*
4P 3W - WOFF	*	*	*	*	*	*	*	*	*



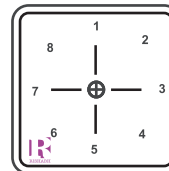
RISHCAM-MWOFF (7 WAY)

DESCRIPTION	CURRENT RATING								
	6A	10A	16A	25A	32A	40A	63A	100A	200A
1P 7W - WOFF	*	*	*	*	*	*	*	-	-



RISHCAM MWOFF (4 WAY)

DESCRIPTION	CURRENT RATING								
	6A	10A	16A	25A	32A	40A	63A	100A	200A
1P 4W - WOFF	*	*	*	*	*	*	*	*	*
2P 4W - WOFF	*	*	*	*	*	*	*	*	*
3P 4W - WOFF	*	*	*	*	*	*	*	*	*



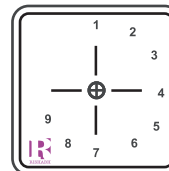
RISHCAM-MWOFF (8 WAY)

DESCRIPTION	CURRENT RATING								
	6A	10A	16A	25A	32A	40A	63A	100A	200A
1P 8W - WOFF	*	*	*	*	*	*	*	-	-



RISHCAM-MWOFF (5 WAY)

DESCRIPTION	CURRENT RATING								
	6A	10A	16A	25A	32A	40A	63A	100A	200A
1P 5W - WOFF	*	*	*	*	*	*	*	*	*
2P 5W - WOFF	*	*	*	*	*	*	*	*	*



RISHCAM-MWOFF (9 WAY)

DESCRIPTION	CURRENT RATING								
	6A	10A	16A	25A	32A	40A	63A	100A	200A
1P 9W - WOFF	*	*	*	-	-	-	-	-	-

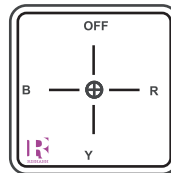


ROTARY CAM SWITCHES: RISH Cam Series



RISHCAM-MWOFF (10 WAY)

DESCRIPTION	CURRENT RATING								
	6A	10A	16A	25A	32A	40A	63A	100A	200A
1P 10W - WOFF	*	*	*	-	-	-	-	-	-



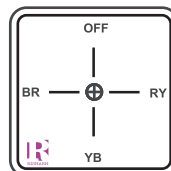
AMMETER SELECTOR SWITCH

DESCRIPTION	CURRENT RATING								
	6A	10A	16A	25A	32A	40A	63A	100A	200A
Line Currents with OFF	*	*	*	-	-	-	-	-	-



RISHCAM MWOFF (11 WAY)

DESCRIPTION	CURRENT RATING								
	6A	10A	16A	25A	32A	40A	63A	100A	200A
1P 11W - WOFF	*	*	*	-	-	-	-	-	-



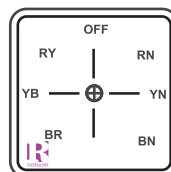
VOLTMETER SELECTOR SWITCH

DESCRIPTION	CURRENT RATING								
	6A	10A	16A	25A	32A	40A	63A	100A	200A
Voltage Between Phases with OFF	*	*	*	-	-	-	-	-	-



RISHCAM-MWOFF (12 WAY)

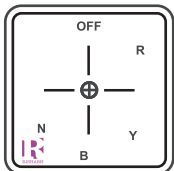
DESCRIPTION	CURRENT RATING								
	6A	10A	16A	25A	32A	40A	63A	100A	200A
1P 12W - WOFF	*	*	*	-	-	-	-	-	-



VOLTMETER SELECTOR SWITCH

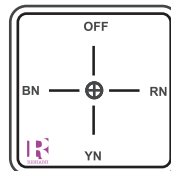
DESCRIPTION	CURRENT RATING								
	6A	10A	16A	25A	32A	40A	63A	100A	200A
Voltage Between Phases & Individual Phases to neutral with OFF	*	*	*	-	-	-	-	-	-

RISHCAM-INS



AMMETER SELECTOR SWITCH

DESCRIPTION	CURRENT RATING								
	6A	10A	16A	25A	32A	40A	63A	100A	200A
Line Currents with Off	*	*	*	-	-	-	-	-	-



VOLTMETER SELECTOR SWITCH

DESCRIPTION	CURRENT RATING								
	6A	10A	16A	25A	32A	40A	63A	100A	200A
Voltage Between Phase to neutral with OFF	*	*	*	-	-	-	-	-	-

Ordering Information

• Example

1) Customer Requirement : 16A, multi step, without off, 1Pole 12 Way

Ordering code : RISH CAM - MWOFF (12WAY)
1P 12W - WOFF, 16A

2) Customer Requirement : 100A, Change over, without off, 90D rotation, 3 Pole 2 Way

Ordering code : RISH CAM - CWOFF90
3P 2W - WOFF, 100A

