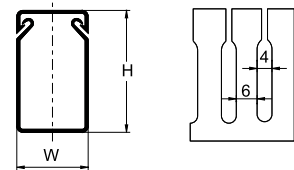


SLOTTED/ SOLID WALL WIRING DUCTS

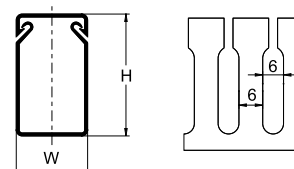
- Easy and firm snap-on assembly, smooth joining for a better finish.
- Solid wiring ducts without hole punctures are also available.
- Manufactured with high quality rigid PVC with good insulation, flame retardant and heat resistant.
- Material: PVC
- Length: 1.7M & 2.0M
- Color: White, gray, black, beige, blue. Other colors are also available.



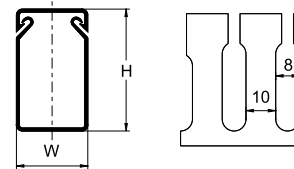
Slot Hole Size
S=4mm



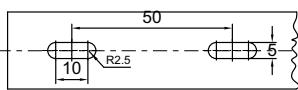
M=6mm



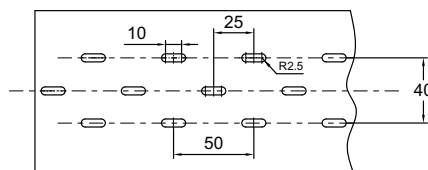
L=8mm



Mounting Hole Dimension
Small Duct



Large Duct



| Part No. | Slot Hole Size | W x H (mm) | Wiring Volume | Mounting Hole Dimension |
|-----------|----------------|---------------|---------------|-------------------------|
| GW-1525 | S.L | 15x25 | 5-12PCS | Small |
| GW-1616 | S.L | 16x16 | 3-10 PCS | Small |
| GW-2020 | S.M.L | 20x20 | 5-12PCS | Small |
| GW-2060 | S.M.L | 20x60 | 5-12PCS | Small |
| GW-2516 | S.M.L | 25x16 | 5-12PCS | Small |
| GW-2525 | S.M.L | 25x25 | 10-25PCS | Small |
| * GW-2530 | S.L | 25x30 | 15-25PCS | Small |
| GW-2540 | S.M.L | 25x40 | 20-25PCS | Small |
| GW-2545 | S.M.L | 25x45 | 20-25 PCS | Small |
| GW-2565 | S.M.L | 25x65 | 40-45 PCS | Small |
| * GW-2575 | L | 25x75 | 40-50 PCS | Small |
| * GW-3060 | S | 30x60 | 45-65 PCS | Small |
| GW-3333 | S.M.L | 33x33 | 25-54 PCS | Small |
| GW-3345 | S.M.L | 33x45 | 40-55 PCS | Small |

| Part No. | Slot Hole Size | W x H (mm) | Wiring Volume | Mounting Hole Dimension |
|-------------|----------------|---------------|---------------|-------------------------|
| GW-3365 | S.M.L | 33x65 | 60-75 PCS | Small |
| GW-3816 | S.M.L | 38x16 | 12-13 PCS | Small |
| GW-4025 | S.M.L | 40x25 | 20-25 PCS | Small |
| GW-4040 | S.M.L | 40x40 | 60-70 PCS | Small |
| GW-4060 | S.M.L | 40x60 | 100-115 PCS | Small |
| GW-4080 | S.L | 40x80 | 120-135 PCS | Small |
| * GW-40100 | L | 40x100 | 180-210 PCS | Small |
| GW-4545 | S.M.L | 45x45 | 60-70 PCS | Small |
| GW-4565 | S.M.L | 45x65 | 110-120 PCS | Small |
| GW-5050 | S.M.L | 50x50 | 80-90 PCS | Small |
| * GW-5075 | L | 50x75 | 90-115 PCS | Small |
| * GW-5080 | L | 50x80 | 140-170 PCS | Small |
| GW-50100 | L | 50x100 | 210-260 PCS | Small |
| GW-6040 | S.M.L | 60x40 | 100-115 PCS | Small |
| GW-6060 | S.M.L | 60x60 | 120-135 PCS | Small |
| GW-6080 | S.L | 60x80 | 180-210 PCS | Small |
| * GW-60100 | L | 60x100 | 240-290 PCS | Small |
| GW-6545 | S.M.L | 65x45 | 110-120 PCS | Small |
| GW-6565 | S.M.L | 65x65 | 110-120 PCS | Small |
| GW-33100 | S.L | 33x100 | 180-200 PCS | Large |
| GW-70100 | S.L | 70x100 | 250-300 PCS | Large |
| GW-7264 | S.L | 72x64 | 200-220 PCS | Large |
| * GW-7575 | L | 75x75 | 130-160 PCS | Large |
| * GW-75100 | L | 75x100 | 250-310 PCS | Large |
| GW-8040 | L | 80x40 | 120-135 PCS | Large |
| GW-8060 | L | 80x60 | 180-210 PCS | Large |
| GW-8080 | S.L | 80x80 | 240-290 PCS | Large |
| * GW-80100 | L | 80x100 | 260-310 PCS | Large |
| GW-10050 | L | 100x50 | 200-250 PCS | Large |
| GW-10060 | L | 100x60 | 240-290 PCS | Large |
| * GW-10080 | L | 100x80 | 260-310 PCS | Large |
| GW-100100 | L | 100x100 | 300-400 PCS | Large |
| * GW-100125 | L | 100x125 | 375-500 PCS | Large |
| * GW-11060 | L | 110x60 | 245-295 PCS | Large |
| * GW-12080 | L | 120x80 | 290-390 PCS | Large |
| GW-15075 | L | 150x75 | 335-500 PCS | Large |
| * GW-200100 | Solid | 200x100 | 600-800 PCS | Large |
| * GW-300100 | Solid | 300x100 | 800-1100 PCS | Large |

* Not included in UL E75050 accreditation.