

LED Lighting

Pricelist




LED Lighting

Road Lighting



BRP 351

Type	Product Description	LP (Rs.)
919515810008	BRP351 1xLLM1800/740 220-240V-50Hz SI	12500
Alpha		



RoadStar

Type	Product Description	LP (Rs.)
919515810009	GPLS 30 LED 40W/45W LEH2 240/50Hz NP	51075
919515810010	GPLS 30 LED 60W/68W LEH2 240/50Hz NP	56200
919515810011	GPLS 49 LED 65W/73W LEH2 240/50Hz NP	57850
919515810012	GPLS 49 LED 90W/102W LEH2 240/50Hz NP	63625
919515810013	GPLM 79 LED 150W/170W LEH2 240/50Hz NP	113925
919515810014	GPLM 98 LED 180W/204W LEH2 240/50Hz NP	121750
RoadStar		



GreenLine Range

Type	Product Description	LP (Rs.)
919515810052	BRP 320 1 x 24 LED	15000
919515810053	BRP 320 2 x 24 LED	32000
Philips road lighting luminaire with 24 High power LED and extendable upto 48 High power led, with unique peanut lens to ensure uniform distribution, higher spacing between poles and maintenance free system. With a life class of 50000hrs (At L70) with excellent thermal management.		

LED Lighting

City Beautification



LED Post-top

Type	Product Description	LP (Rs.)
910403308802	BGP150 LED1000/WW PSU 220-240V 7043	on request
910403308902	BGP150 LED1000/NW PSU 220-240V 7043	on request
910403309202	BGP150 LED2000/WW PSU 220-240V 7043	on request
910403309302	BGP150 LED2000/NW PSU 220-240V 7043	on request
Philips stylish, robust and reliable post top lantern using LED as light source with good light distribution, limited upward light component avoiding light pollution yet affordable.		



LED Wall mount

Type	Product Description	LP (Rs.)
911401178880	BWS150 LED200/WW PSU 220-240V 7043	on request
911401193880	BWS150 LED200/NW PSU 220-240V 7043	on request
Philips LED wall mount offers a high level of durability with high impact resistant, and ingress protection with comfortable soft lighting.		



LED Bollard II

Type	Product Description	LP (Rs.)
910403307702	BCP150 LED150/WW PSU 220-240V 7043	on request
910403307802	BCP150 LED150/NW PSU 220-240V 7043	on request
910403308102	BCP151 LED150/WW PSU 220-240V 7043	on request
910403308202	BCP151 LED150/NW PSU 220-240V 7043	on request
Philips LED Bollard offers a high level of durability with high impact resistant, ingress protection with easy of installation and comfortable soft lighting.		

LED Lighting

City Beautification



LED Marker

Type	Product Description	LP (Rs.)
911401177980	BBG150 LED50/WW PSU 220-240V IP67	on request
911401178180	BBG150 LED50/NW PSU 220-240V IP67	on request
910403308102	BCP151 LED150/WW PSU 220-240V	on request
910403308202	BCP151 LED150/NW PSU 220-240V	on request

Philips LED marker offers a high level of durability with high impact resistant, easy to install and ingress protection, come equipped with suitable mounting box.



LED wall bracket

Type	Product Description	LP (Rs.)
910403630956	BWS160 LED150/NW PSU100-240V	on request
910403630954	BWS160 LED150/NW PSU100-240V	on request
910403630952	BWS160 LED150/WW PSU100-240V	on request
910403630950	BWS160 LED150/WW PSU100-240V	on request
910403630964	BWS161 LED300/NW PSU 100-240V	on request
910403630962	BWS161 LED300/NW PSU100-240V	on request
910403630960	BWS161 LED300/WW PSU100-240V	on request
910403630958	BWS161 LED300/WW PSU100-240V	on request

Philips LED wall bracket light offers a simple, compact design but offer flexible beam angle with high impact resistant, easy to install and ingress protection, comes equipped with suitable mounting box which suits to a wide range of architectural styles.



LED Spot

Type	Product Description	LP (Rs.)
On request	BGP310	On request


Philips LED SPOT offers accent lighting with easy to install and high ingress protection, comes equipped with suitable mounting options. Also available in 12, 24, 36D and WW/Amber color:



LED Lighting

City Beautification

12




LED Spot

Type	Product Description	LP (Rs.)
On request	BGP31 I	On request
Philips LED SPOT offers accent lighting with easy to install and high ingrees protection, comes equipped with suitable mounting options. Also available in 12, 24, 36D and WW/Amber color:		



LED Spot SPIKE

Type	Product Description	LP (Rs.)
On request	ZGP31 I SPK	On request
SPIKE For BGP30I		



LED Uplite

Type	Product Description	LP (Rs.)
On request	BBP330	On request
Philips LED UPLITE offers accent lighting with easy to install and high ingrees protection, comes equipped with suitable mounting box. Also available in 12, 24, 36D and WW/Amber and green color:		



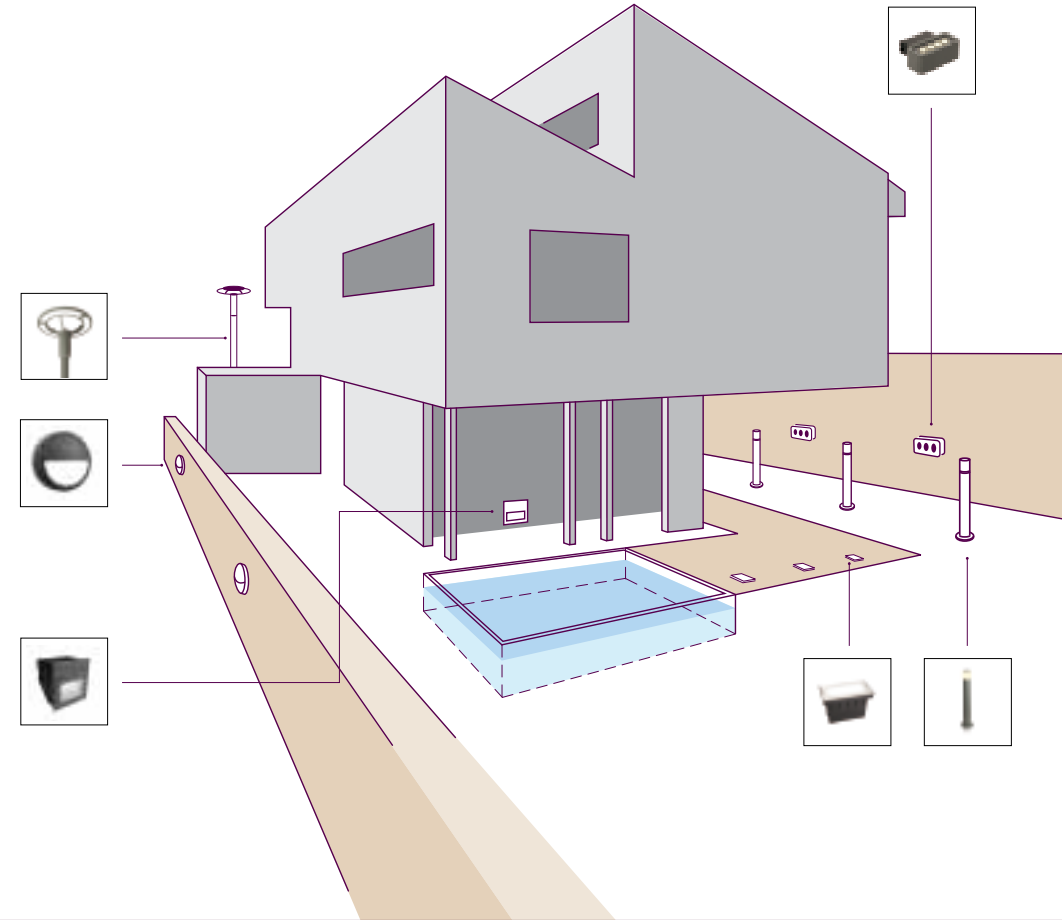
LED Step-light

Type	Product Description	LP (Rs.)
910403314101	BWG150 LED50/WW PSU 220-240V IP67 7043	on request
910403314401	BWG150 LED50/NW PSU 220-240V IP67 7043	on request
Philips LED step light offers uniform asymmetric lighting with easy to install and high ingrees protection, comes equipped with suitable mounting box.		

LED Lighting

City Beautification

13



LED Lighting

Downlighters



Micro
LuxSpace -
BBS 478

Type	Product Description	LP (Rs.)
911401507101	BBS478 C 1xDLED-4000 PSU-E CWH	14500
911401507501	BBS478 C 1xDLED-4000 PSD-E CWH	17000
911401507901	BBS478 C 1xDLED-4000 PSU-E CWH PG	15500


High Efficiency Recessed Mounted LED Downlight. PSU: Non- Dimmable, PSD: DALI Dimmable. PG: IP 54 version. Option of 3000K CCT also available.



Mini
LuxSpace -
BBS 488

Type	Product Description	LP (Rs.)
911401509101	BBS488 C 1xDLED-4000 PSU-E CWH	19000
911401509501	BBS488 C 1xDLED-4000 PSD-E CWH	23500
911401511501	BBS488 C 1xDLED-4000 PSU-E CWH PG	22000

High Efficiency Recessed Mounted LED Downlight. PSU: Non- Dimmable, PSD: DALI Dimmable. PG: IP 54 version. Option of 3000K CCT also available. UGR I9 compliant version also available.



Compact
LuxSpace -
BBS 498

Type	Product Description	LP (Rs.)
911401512901	BBS498 C 1xDLED-4000 PSU-E CWH	29000
911401513301	BBS498 C 1xDLED-4000 PSD-E CWH	35500
911401513301	BBS498 C 1xDLED-4000 PSU-E CWH PG	29000

High Efficiency Recessed Mounted LED Downlight. PSU: Non- Dimmable, PSD: DALI Dimmable. PG: IP 54 version. Option of 3000K CCT also available. UGR I9 compliant version also available.




LuxSpace -
Square

Type	Product Description	LP (Rs.)
910503479415	BBS482 DLED-3000 PSU-E WH	31000
910503479515	BBS482 DLED-4000 PSU-E WH	31000
910503479615	BBS482 DLED-3000 PSD-E WH	33900
910503479715	BBS482 DLED-4000 PSD-E WH	33900

High Efficiency Recessed Mounted LED Downlight . PSU : Non- Dimmable, PSD : DALI Dimmable. Option of 3000K version also available.

LED Lighting

Downlighters



LEDO

Type	Product Description	LP (Rs.)
919515810007	BBS145 1xDLM1100/840 PSU-E220-240V	9000

Recessed Mounted LED down-along with decorative attachment from 145 family. (1100 lumen).



LEDO Plus

Type	Product Description	LP (Rs.)
919515810018	BBS145 1xDLM2000/840 PSU-E220-240V	11500


Recessed Mounted LED down-along with decorative attachment from 145 family. (2000 lumen).



Green Space

Type	Product Description	LP (Rs.)
910403630905	BBS182 1xDLED-4000 PSU WH	15000
910403630906	BBS182 1xDLED-5000 PSU WH	15000
911400679880	BBS181 1xDLED-4000 PSU WH	7950
911400679980	BBS181 1xDLED-5000 PSU WH	7950
911400679280	BBS180 1xDLED-4000 PSU WH	6750
911400679380	BBS180 1xDLED-5000 PSU WH	6750

GreenSpace is a recessed Mounted LED downlight solution offering with a high system efficacy. Also available in 2000, 1000 and 600 lumens. Option of 3000K CCT also available on request.



Greenspot
range

Type	Product Description	LP (Rs.)
919515810064	BBS311 1xDLED-5000 WH	4000
919515810065	BBS312 1xDLED-5000 WH	3700
919515810066	BBS313 1xDLED-5000 WH	3800
919415810054	GGH122 WH	1850
919415810055	GGH133 WH	2500
919415810056	GGH144 WH	3500

A range of recessed mounted LED down lights with the option for fixed/ adjustable and spot options.

LED Lighting

Downlighters



GreenLED

Type	Product Description	MRP
919515810044	BBS170 1xDLED -5000 PSU WH	2690
919515810058	BBS170 1xDLED -4000 PSU WH	2690

A low glare, high efficiency recessed mounted LED downlight.



GreenLED Square

Type	Product Description	MRP
919515810057	BBS175 1xDLED -5000 PSU WH	2690
919515810059	BBS175 1xDLED -4000 PSU WH	2690

A low glare, high efficiency recessed mounted LED downlight.



GreenLED mini

Type	MRP
BBS150 1xDLED PSU 4000- WH	on request
BBS150 1xDLED PSU 4000- WH	on request

GreenLED Mini (Circular)- Recessed mounted circular LED Down light in 5000K and 4000K CCT .




GreenLED mini Square

Type	MRP
BBS155 1xDLED PSU 4000- WH	on request
BBS155 1xDLED PSU 4000- WH	on request

GreenLED Mini (Square)- Recessed mounted circular LED Down light in 5000K and 4000K CCT .

LED Lighting

Recessed and Surface Mounted



Magneous - BRG 470

Type	Product Description	LP (Rs.)
910403359002	BRG470 7xLED-REB-12/NW 3C WH	15500
910403359102	BRG470 7xLED-REB-24/NW 3C WH	15500
910403364402	BRG470 7xLED-REB-12/WW 3C WH	15500
910403364502	BRG470 7xLED-REB-24/WW 3C WH	15500

3C- Track Mounted LED based energy efficient spot lighting solutions. Option of Surface Mounted version also available.



LED Lighting

General

18



Power balance

Type	Product Description	LP (Rs.)
911401530701	RC600B LED40S/840 PSU W60L60	29900
911401530301	RC600B LED31S/840 PSU W60L60	28900
911401531101	RC600B LED40S/840 PSD W60L60	30800
911401530801	RC600B LED31S/840 PSD W60L60	29800

Recessed Mounted Led Luminare with innovative design for modern work spaces with best in class Luminare efficacy of > 80 lm /w at luminare level. Versions of Luminare are available in DALI Dimmable (PSD) driver and Integral Actilume Controller (ACL).



Power balance

Type	Product Description	LP (Rs.)
911401531701	RC600B LED40S/840 PSU W30L120	29900
911401531201	RC600B LED31S/840 PSU W30L120	28900
911401532501	RC600B LED40S/840 PSD W30L120	30800
911401531901	RC600B LED31S/840 PSD W30L120	29800

Recessed Mounted Led Luminare with innovative design for modern work spaces with best in class Luminare efficacy of > 80 lm /w at luminare level. Versions of Luminare are available in DALI Dimmable (PSD) driver and Integral Actilume Controller (ACL).



Mystique

Type	Product Description	LP (Rs.)
919515810072	RC810B LED28S-5000 PSU	15500

Innovative Direct - Indirect Recessed Mounted LED luminare Suitable for 2x2 Grid and gypsum Board ceilings with High transmittivity Profiled diffuser. The Luminare has a high reflectivity low glare refltor which which gives soothing light. Available in Color temperature of 5700k. constant current electronic driver.



Cirrus

Type	Product Description	LP (Rs.)
919515810074	RC365B LED33-5000 PSU OD GR	11100
919515810075	RC365B LED33-5000 PSU OD WH	11100
919515810076	RC366B LED33-5000 PSU OD GR	10700
919515810077	RC366B LED33-5000 PSU OD WH	10700

Energy Efficiency Recessed Mounted LED luminare Suitable for 2x2 Grid Ceiling. The luminare is offers of two colours Grey (GR) and White (WH) in combination with Profiled and flat diffuser: RC365 B - Profiled diffuser, RC366B : Flat diffuser: Lumen Output of 3300 Lumens. Available in 4000k & 5000k Color temperatures. Constant current electronic driver.

LED Lighting

General


19



Cirrus

Type	Product Description	LP (Rs.)
919515810123	RC365B LED22-5000 PSU OD GR	11100
919515810124	RC365B LED22-5000 PSU OD WH	11100
919515810125	RC366B LED22-5000 PSU OD GR	10700
919515810126	RC366B LED22-5000 PSU OD WH	10700


Energy Efficiency Recessed Mounted LED luminare Suitable for 2x2 Grid Ceiling. The luminare offers of two colours Grey (GR) and White (WH) in combination with Profiled and flat diffuser: RC365 B - Profiled diffuser; RC366B : Flat diffuser: Lumen Output of 2200 Lumens. Available in 4000k & 5000k color temperatures. Constant current electronic driver.



Sereno

Type	Product Description	LP (Rs.)
TBA*	BCS824 LED32S-4000 GR OB	14500
TBA*	BCS824 LED32S-5000 GR OB	14500


High Efficiency Surface and Suspended Mounted LED Luminare. The Luminare has a high transmittivity opal diffuser for diffused lighting. Available in color temperature of 4000k & 5000k. Constant curret electronic driver.



DayWave - BPS 800

Type	Product Description	LP (Rs.)
910621951321	BPS800 3000 H-DN BLL AC-MLO BRU	on request
910621951621	BPS800 3000 H-UP BLL AC-MLO BRU	on request

Innovative, state of the art suspended luminare family with LED light source and high efficiency MLO optics. Standby blue up-lighting option. Daywave is modular luminare and is available in option of curved-up and curved-down shapes which can be seamlessly arranged in linear pattern.



DayZone - BPS 800

Type	Product Description	LP (Rs.)
910501944003	BBS560 LED3500-/NW-4000 PSD AC-MLO-CW	on request

Recessed mounted LED luminare with innovative design. High efficiency MLO optics.

*To be announced. Contact your local sales representative for more details.